

INTERIOR DESIGN STUDIO

Mini Seeds

Studio



[www.miniseeds.com](http://www.miniseeds.com)

👋 Nice meeting you!

## MINI SEEDS' TEAM



Dear XXX!

Thank you for choosing Mini Seeds and the opportunity to work with you on your new home.

My team and I are happy to be your first step towards the best interior that is fun, creative functional and practical to you and your lifestyle.

Please check next our recommendations and ideas for you home to enhance both the living room and dining room for your house.



[www.miniseeds.com](http://www.miniseeds.com)

next



01 Floor plans options for your living room

02 Colour recommendations

03 Lightng colour and style

04 Art style and dimensions

05 Office doors

# Your floor Plans

---

## 2D Layout

Furniture layout options for your Family room are ready, we prepared 3 different options for you to choose from.

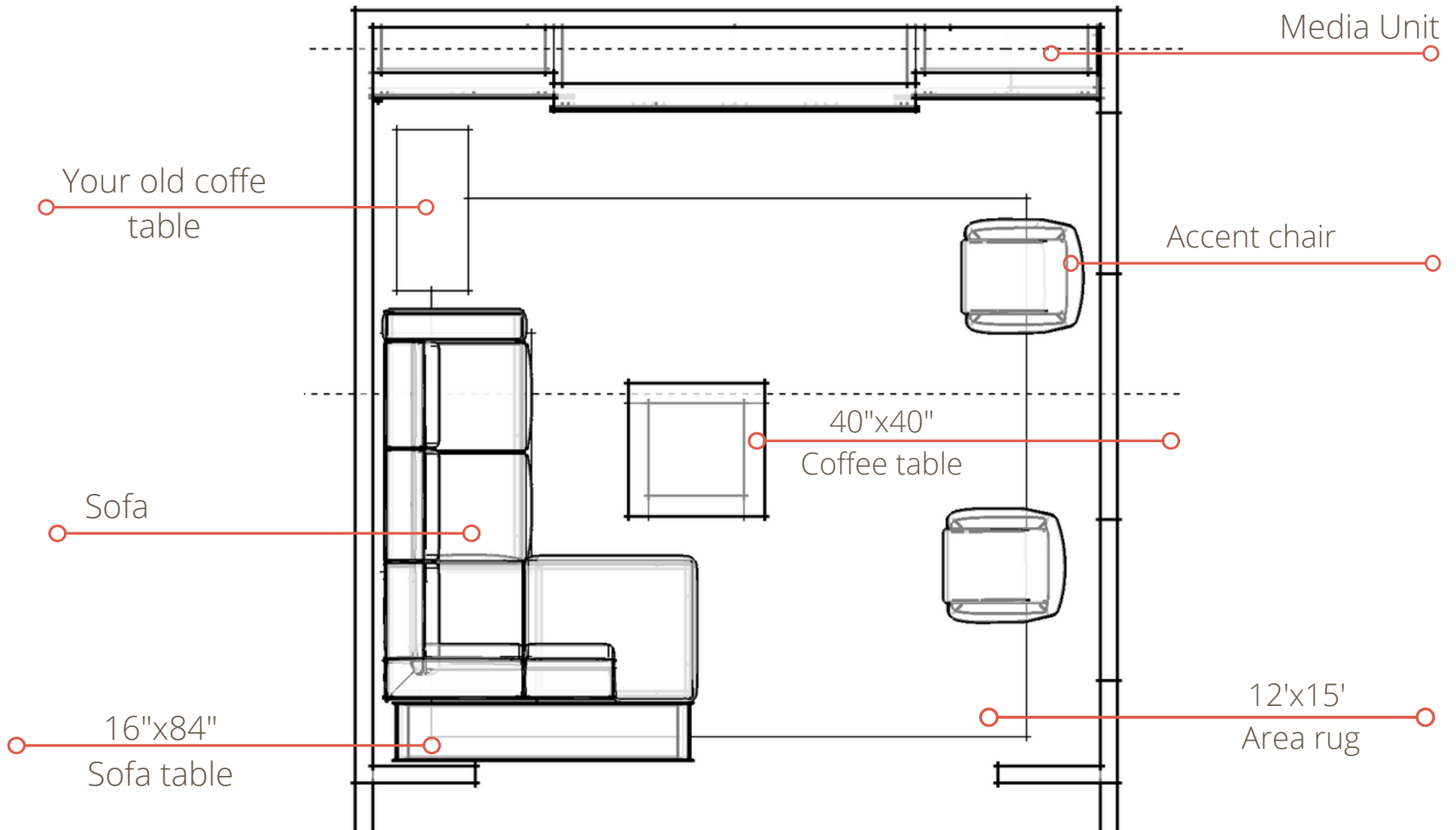
Our recommendations are all about practical use of the space within the room. All main pieces are places, as well as some decorating ideas we're considering for your room. Think of your daily use, the style you want to achieve and how you want to enjoy your family room.

Check all options and choose your favourite



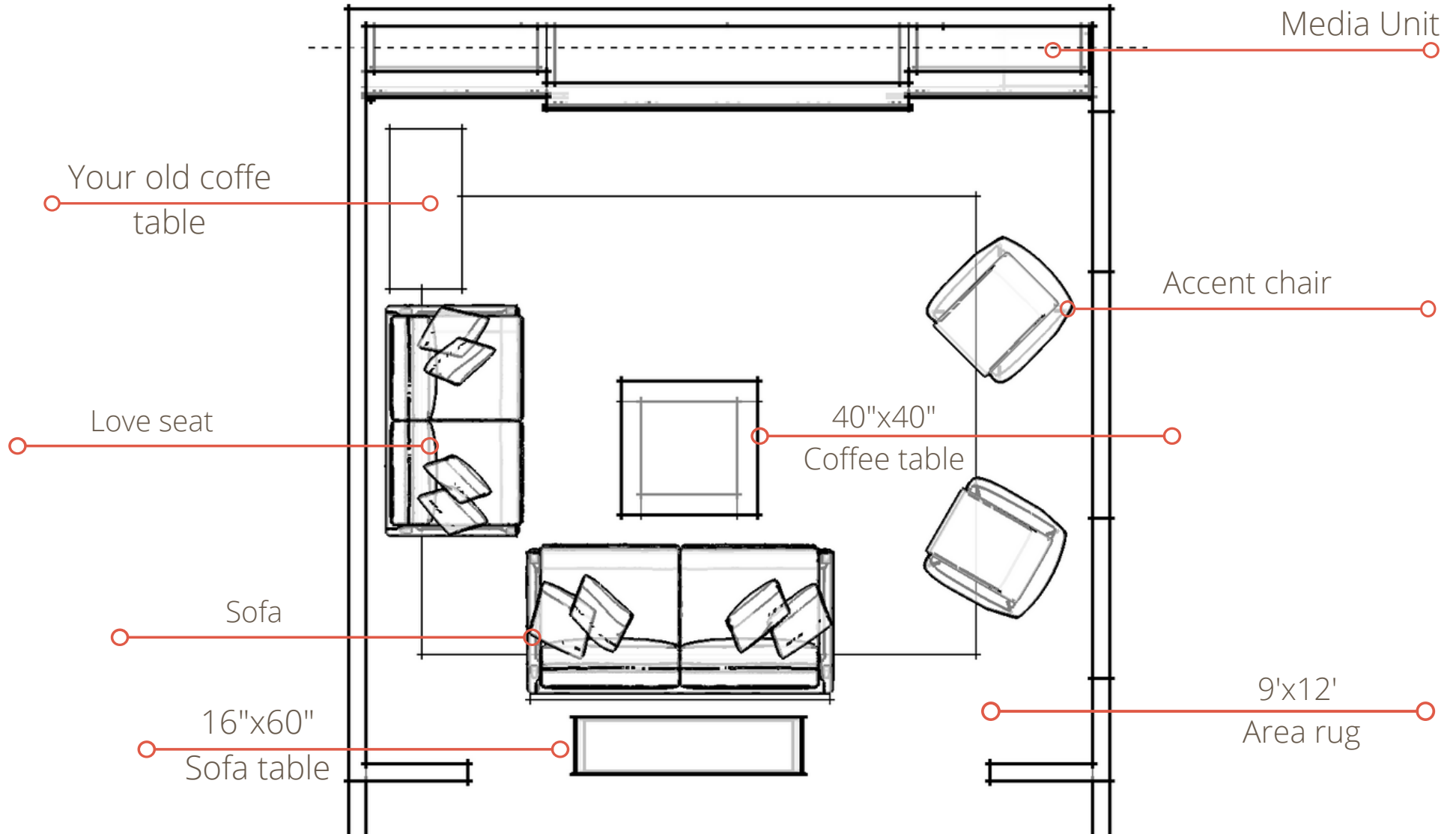
# Option 1

Sectional along the wall and creating a focal point from the window and fireplace wall.



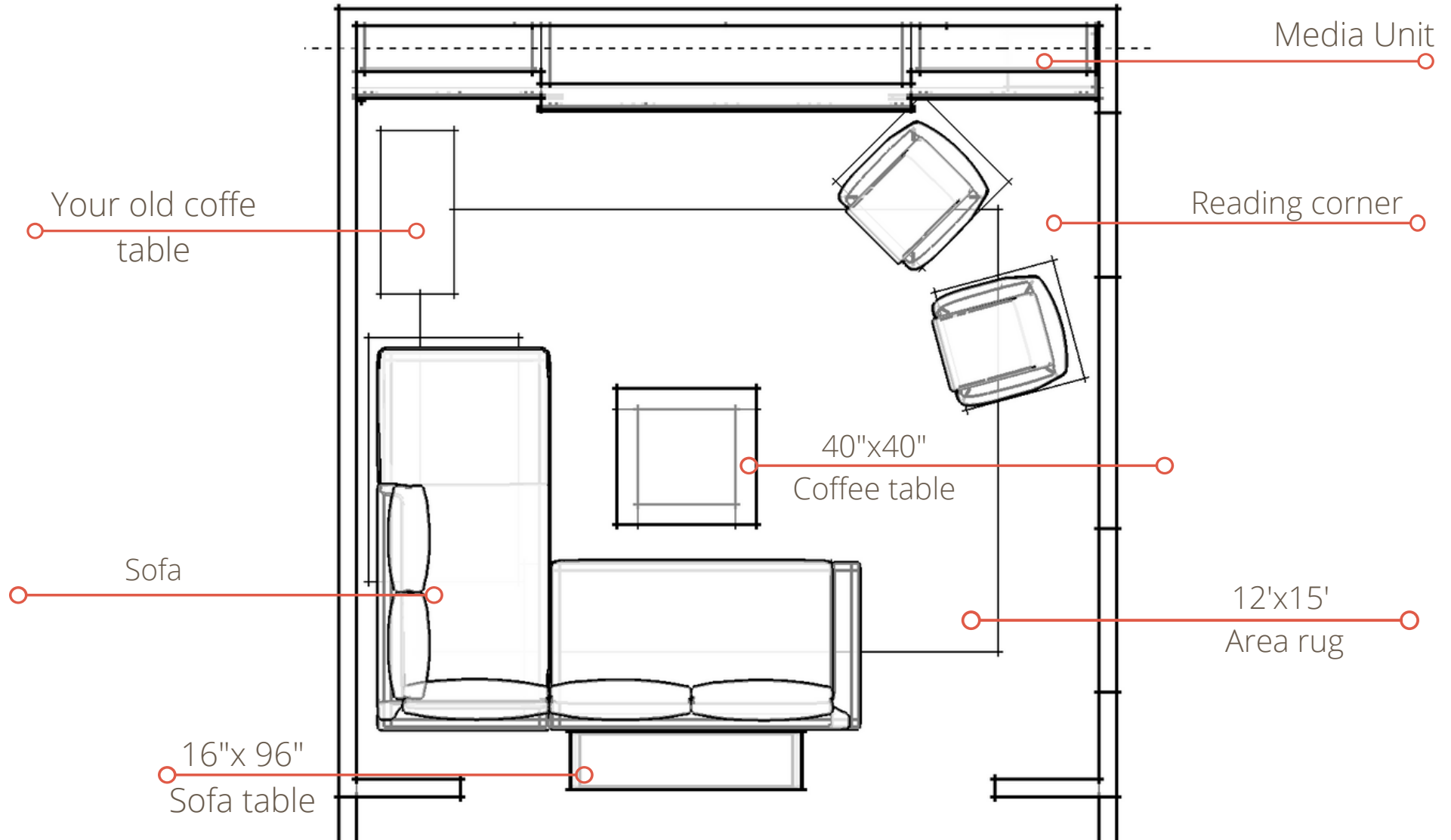
# Option 2

Layout using your exciting furniture.



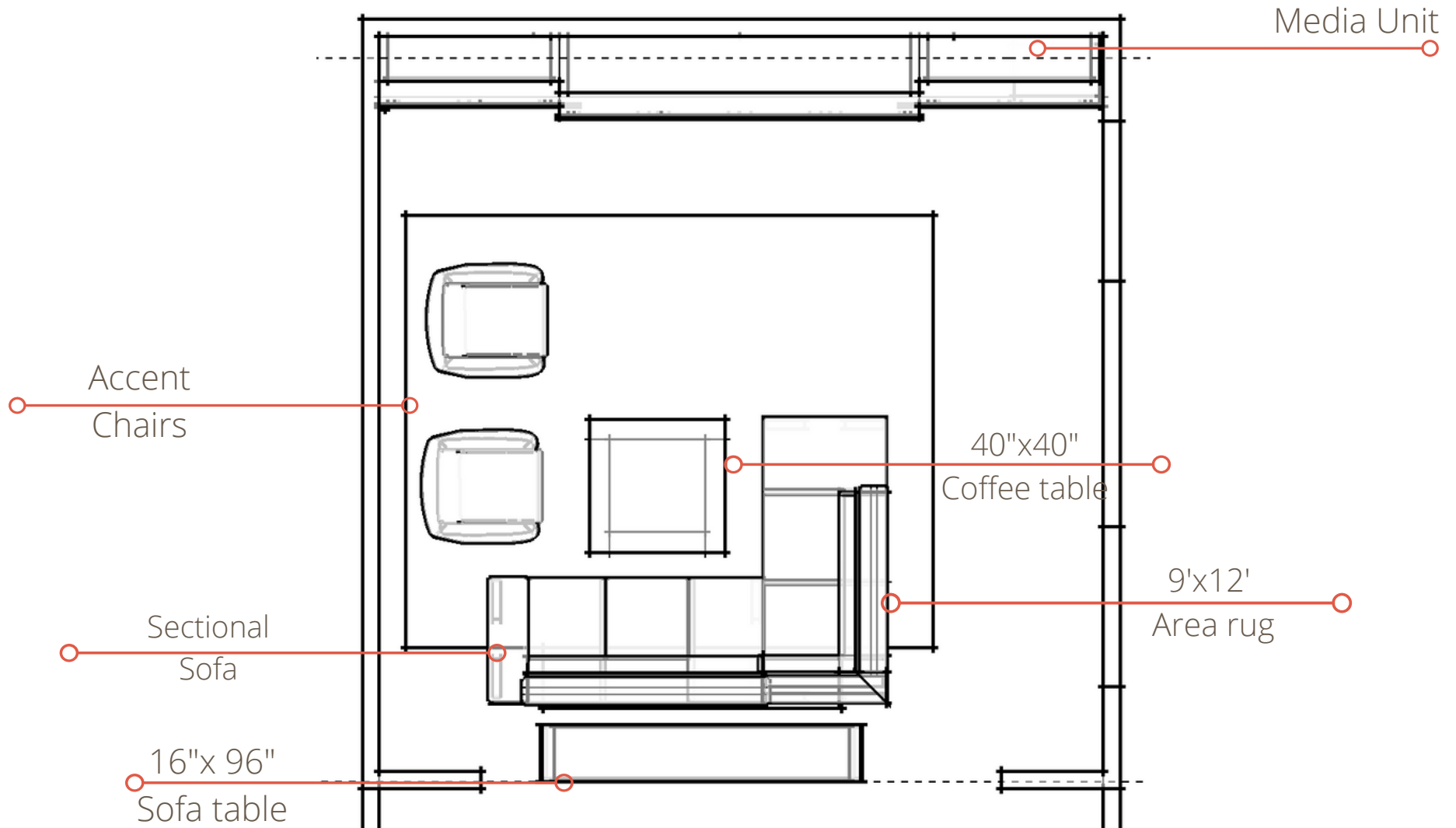
## Option 3

Moving the accent chairs beside the media unit, creating a reading corner.



## Option 4

A sectional is positioned to make the media unit the room's focal point.



# Colour Recommendations

---




Now that we saw your house in person and got to your taste better, check our recommendations of general colour scheme for your main floor



# Stain Colour Recommendations




Slate  
Dining table  
stain colour



Classic Black

OR



Side Board  
Stain colour

Charcoal Gray

# Wall Colour Recommendations

---

For your future plans of adding accent wall in your main floor, based on your floorings and furniture colours, here are some suggestions we found perfect for your interior.

When you're ready to move on with the painting we would love to order your favourite in complementary large paint chips to help you better make a decision

# Wall Colour Recommendations

Accent colour suggestions



Your existing wall colours

Grizzle Gray  
SW 7068

American Heritage  
Sherwin-Williams

Earl Grey  
SW 7660

ColorSnap  
Sherwin-Williams

Arctic Seal  
CSP-15

Color Stories  
Benjamin Moore

Burnt Ember  
CSP-120

Color Stories  
Benjamin Moore



# Lighting Style and colours recommendations



As per our conversation we love to create a visual flow through out your main floor.  
Using the same finishes and materials within each room will keep the eye flowing from one room to the other.

We found a couple of options as style recommendation for your lighting plan.

*Lighting Style  
& colours  
recommendations*

01 As shown to you  
during our  
consultation

Dining Room



Family Room



Home entrance



kitchen Island



Breakfast area



# Lighting Style & colours recommendations

Dining Room



Family Room



Home entrance



01 As shown to you  
during our  
consultation

kitchen Island



Breakfast area





# Lighting Style and colours recommendations



02

As you mentioned in the form you love crystals so we also recommend this style , it's a bit hard to find and fall under a higher price category than option 1



Dining Room



Home entrance



Family Room



kitchen Island



Breakfast Area

# Art style and Dimensions



As per our conversation we love to create a visual flow through out your main floor.  
Using the same finishes and materials within each room will keep the eye flowing from one room to the other.

We found a couple of options as style recommendation for your lighting plan.



## *Art style and Dimensions*



We love to bounce between these 2  
styles!

We know you love to include Horses !  
we recomend something in this line

# Living room's walls




We found ideas for the differnt walls in your



# Fireplace wall

Elegant fireplace mantle style with simple decor will be perfect for your and all the other details going in the family room



Mirror approx  
30"x40"



30"x 30"



Dia  
Approx.30"

Recommended  
colour



Mantle 57" Wide





*The wall facing the windows*

Family wall gallery



This style



Or this

With white frames



We can help with the size once  
you choose your preferred  
furniture placement

# Dining room's walls



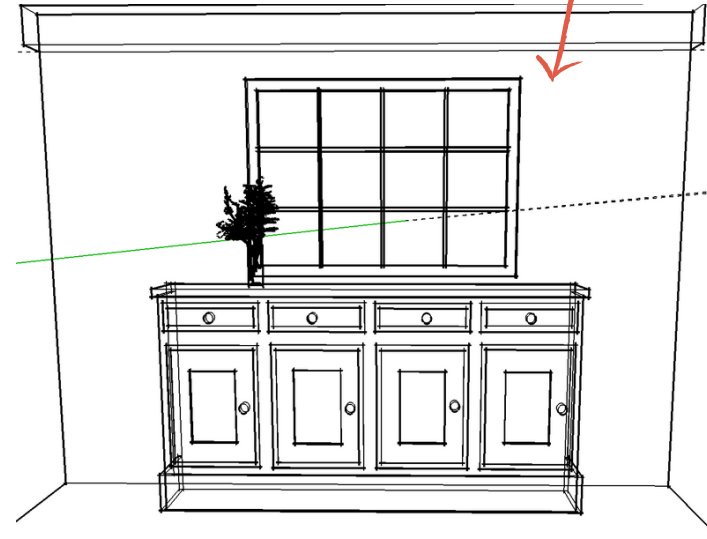
As per our conversation we love to create a visual flow through out your main floor.  
Using the same finishes and materials within each room will keep the eye flowing from one room to the other.

We found a couple of options as style recommendation for your lighting plan.




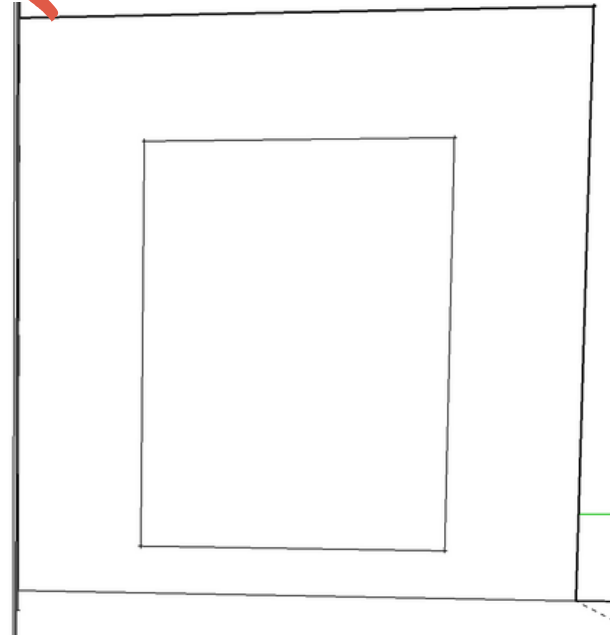
Buffet Mirror

Mirror 58" x 41"



This style






Dining room  
Art 56"x76"





## Wall art



## Entrance

Abstract art 56"x63"

We recommend a wall art complementing the horse wall art, rather than a mirror in the entrance because now you have glass door and no need to reflect all of the office space




# Office Doors



We love creating the semi visual separation for the office area while maintaining the sound privacy of the office without blocking the view or making the space feel smaller,  
For the 2 office doors we love these black metal barn door as shown below .

We love using wood barn doors with your dining room and glass on the entrance side

This will create sound privacy creating visual interest  
+ The black metal complement the light fixture and office bookcase



wooden barn door between  
dining room and the office



Glass barn door ( French style with black  
metal)  
Between entrance and office

# What to expect next



## Building upon the report

01

We can't wait to see how you're going to transform your space. WE loved helping you take your first step to an amazing interior for your home AKA your most important investment!

## You Decide

02

At this point, You could be done, your problem is figured out and you can go on your own.

If your space needs more complicated work that we can handle for you, you can hire us back to finish the work .

## We Start With a proposal and take it from there.

03

We offer you a proposal , so you can make an informed decision when you hire our team to complete your project.







*We're here to help every step of the way!!*

Shopping for all the the furnishings, finishes to the smallest details of accessorizing and executing your interior project to completion can be overwhelming and time consuming.

If you are unsure of where to look for materials and how to put everything together in a cohesive & beautiful way, we can help.

The benefits of hiring our professional services for sourcing finishes and furnishings, is that you save Time and Money.

You also can be rest assured that all selections chosen will flow within your space & work wonderfully together. One mistake can compromise the entire look.

# Ways we could work together again

Our flexible design services ensure that we can work with every budget level and that our clients can choose how deeply involved they want our team to be in their coming project.

We offer Turn-Keyfull interior services, as well as Home DIY friendly packages and online services.

01 Consultation by the  
hour in person and  
online

02 Shopping services for  
your home

03 Home staging  
for sale

04 Home decoration for  
specail events and  
holidays

05 3D interior  
Services

06 Add a WOW  
Styling service

Any question ?  
Call us 613-700-0642

Our passion  
meets your needs



It's always a pleasure to meet our clients in their homes starting new exciting projects with them.

We certainly believe that interiors have a big impact on our behaviour and wellbeing and are honoured to be able to work with you and help you through this process to transform your new house into a cohesive welcoming home while practical and match your life style

We work with home owners and business owners who value a well done interior design but lack the time to focus or even don't know where to begin to help them get the design plan figured out, help them make confident design and budget decisions.

With our very organized process and system, and by working with an excellent professional team we will layout the goal, the vision, the budget and the timeline to ensure the project's success.

[www.miniseeds.com](http://www.miniseeds.com)

# Who Are We?

---

Nevine

Founder Interior  
Decorator

Sherry

Interior Stylist

Based in Ottawa Ontario, Nevine and Sherry are the duo behind Mini Seeds.

The creative, thorough, fun-loving team is always up to date to everything interior & style.

With what's each bringing to the table they're thriving to offer Mini Seeds' clients an excellent customer service and exceptional quality results.

With our very organised process and system, and by working with an excellent professional team we will layout the goal, the vision, the budget and the timeline to ensure the project's success.

[www.miniseeds.com](http://www.miniseeds.com)


# Work Show Case



[www.miniseeds.com](http://www.miniseeds.com)

*Work Show Case*

[www.miniseeds.com](http://www.miniseeds.com)





# Our Values



01

## We want to save you time and money

Choosing finishes and executing your interior project to completion can be overwhelming and time consuming. Hiring our professional services for sourcing finishes and furnishings, will save you time and money.

02

## It's all about you and your project

We transfer all our experience to fit you, your style and your goal. Nothing's better than knowing we helped our clients by saving them time and money

03

## Excellent experience is our priority

We'll walk you through a design plan that lays out the budget and the timeline to ensure the project's success.

[www.miniseeds.com](http://www.miniseeds.com)

## OUR Experience

01

A team with architectural background +9 years experience in decor and design, with ton of decor experience working exclusively on your project and what will work best in your space.

## How We Work

02

All design and implementation will be clearly explained to you which means there will be no surprises along the way , you know what's coming next, you only get to enjoy watching your dreams coming to reality

## Flexible Services

03

To ensure that we can work with every budget level, our clients can choose how deeply involved they want our team to be in their coming project.

Why Mini  
Seeds?





## Client Feedback

---

Michelle Matthieu-Higgins

Ottawa, Ontario

They paid attention to all the details and designed a space to perfectly suit our family dynamics. Great service!

---

Dayana Alexane

Ottawa, Ontario

I hired Mini Seeds to help me with my main floor design, the results are truly amazing and I can't wait. to hire them again for my basement and my kids rooms interior

---

Sherif M.

Ottawa Ontario

This has been an amazing experience, the team is very professional and fun, they worked flexibly with our busy schedule. My office now is a mini get-away at home.



*We Loved working with YOU!*

Thank you again for trusting us and looking forward to working with you on future projects.

*Mini Seeds Studio*

[www.miniseeds.com](http://www.miniseeds.com)

613-700-0642